



● Seaborn Marketing Plot No.11 Mahadev Industrial Estat  
Near Corial Ceramic B/H Lords Eco inn Hotel jetpar Pipli  
Road At Bela , Taluka / Dist : Morbi Pin code: 363642,  
Gujarat India

☎ +91 9825213867

✉ sales@seabornceramic.com  
export@seabornceramic.com

🌐 www.seabornceramic.com

Join Us in :     




MADE IN INDIA  
SINCE 2002



the  
**TIMELESS**  
*Brilliance of*  
QUARTZ SINK



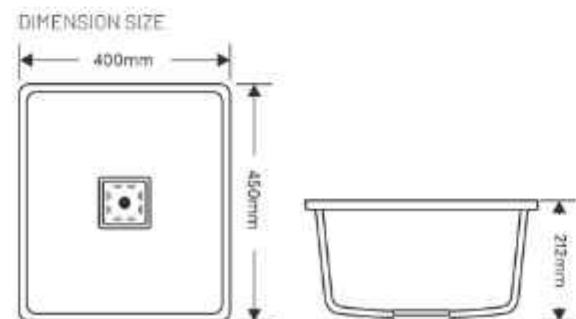
*Quartz*  
**KITCHEN  
SINK**



QUARTZ KITCHEN SINK  $\pm$  10mm Thickness

**HARMONY**  
COLLECTION

*Quartz*  
**KITCHEN  
SINK**  
Single Bowl



### Single Bowl

**Size :**  
16"x 18" x 8.5" / 400x450x212.5mm


**Weight :**  
9.5 kgs (Approx.)

**Finish :**  
Granite, Metallic Finish

**Accessories :**  
Square Coupling, Waste pipes

**M.R.P. Rs. :**  
Metallic 5500/-, Granite 5000/-

*Quartz*  
**KITCHEN  
SINK**



**16" x 18"**  
Single Bowl

QUARTZ KITCHEN SINK

10mm  
Thickness

**CRYSTAL**  
COLLECTION

*Quartz*  
**KITCHEN  
SINK**  
Single Bowl



### Single Bowl

**Size:**  
21"x 18" x 8.5" / 525x450x212.5mm

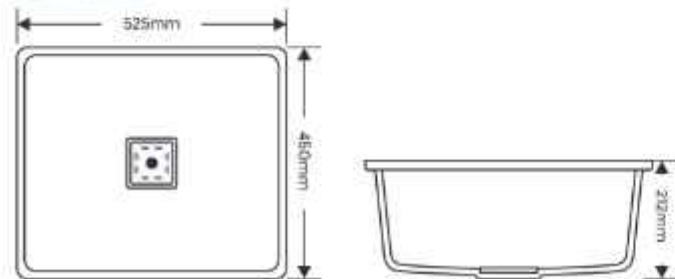
**Weight:**  
11.8 kgs (Approx.)

**Finish:**  
Granite, Metallic Finish

**Accessories:**  
Square Coupling, Waste Pipes

**M.R.P Rs. :**  
Metallic 7000/-, Granite 6000/-

DIMENSION SIZE



*Quartz*  
**KITCHEN  
SINK**

**21" x 18"**  
Single Bowl



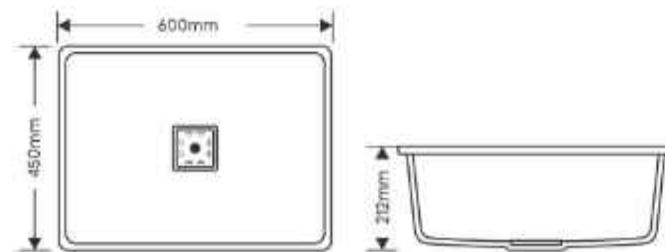


QUARTZ KITCHEN SINK  $\frac{\downarrow}{\uparrow}$  10mm Thickness

**CLASSIC**  
COLLECTION

*Quartz*  
**KITCHEN  
SINK**  
Single Bowl

DIMENSION SIZE:



### Single Bowl

**Size:**  
24"x 18" x 8.5" / 525x450x212.5mm

**Weight:**  
12.8 kgs (Approx.)

**Finish:**  
Granite, Metallic Finish

**Accessories:**  
Square Coupling, Waste Pipes

**M.R.P Rs. :**  
Metallic 7500/-, Granite 6500/-

*Quartz*  
**KITCHEN  
SINK**



**24" x 18"**  
Single Bowl



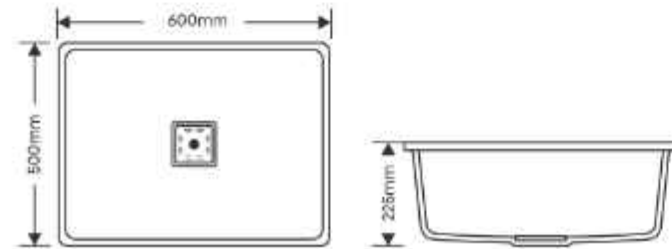


QUARTZ KITCHEN SINK  $\pm$  10mm Thickness

**VINTAGE**  
COLLECTION

*Quartz*  
**KITCHEN  
SINK**  
Single Bowl  
with Center Hole

DIMENSION SIZE



### Single Bowl with Center Hole

**Size:**  
24" x 20" x 9" / 600x500x225mm

**Weight:**  
14.00 kgs (Approx.)

**Finish:**  
Granite, Metallic Finish

**Accessories:**  
Round Coupling, Waste Pipes

**M.R.P Rs. :**  
Metallic 9000/-, Granite 8000/-

*Quartz*  
**KITCHEN  
SINK**

**24" x 20"**  
Single Bowl  
with Center Hole



QUARTZ KITCHEN SINK

10mm  
Thickness

**LAVISH**  
COLLECTION

*Quartz*  
**KITCHEN  
SINK**  
Single Bowl  
with Center Hole

## Single Bowl

**Size:**  
30" x 20" x 9" / 600x500x225mm

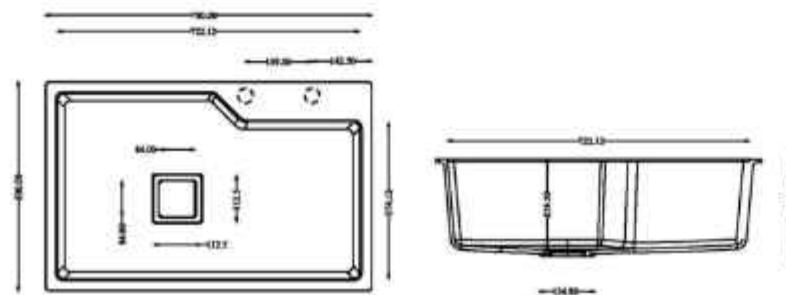
**Weight:**  
16.7 kgs (Approx.)

**Finish:**  
Granite, Metallic Finish

**Accessories:**  
Square Coupling, Waste Pipes

**M.R.P Rs. :**  
Metallic 13500/-, Granite 12000/-

DIMENSION SIZE



*Quartz*  
**KITCHEN  
SINK**

**30" x 20"**  
Single Bowl



QUARTZ KITCHEN SINK

10mm  
Thickness

**URBAN**  
COLLECTION

*Quartz*  
**KITCHEN  
SINK**  
Drain Board

## Drain Board

**Size:**  
36" x 18" x 9" / 925x450x225mm

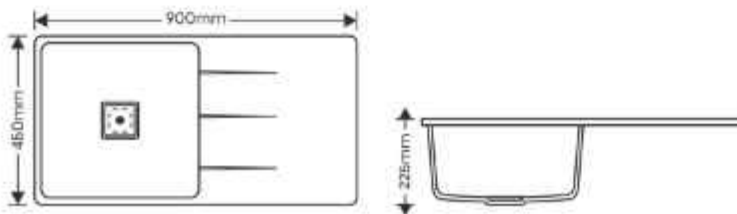
**Weight:**  
17.00 kgs (Approx.)

**Finish:**  
Granite, Metallic Finish

**Accessories:**  
Square Coupling, Waste Pipes

**M.R.P Rs. :**  
Metallic 14500/-, Granite 13000/-

DIMENSION SIZE



*Quartz*  
**KITCHEN  
SINK**

**36" x 18"**  
Drain Board





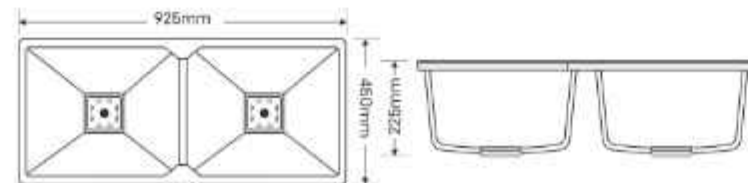


**QUARTZ KITCHEN SINK**  $\frac{\downarrow}{\uparrow}$  10mm Thickness

**COSCODE**  
COLLECTION

*Quartz*  
**KITCHEN  
SINK**  
Double Bowl

DIMENSION SIZE



## Double Bowl

**Size:**  
37" x 18" x 9" / 925x450x225mm

**Weight:**  
22.00 kgs (Approx.)

**Finish:**  
Granite, Metallic Finish

**Accessories:**  
Square Coupling, Waste Pipes

**M.R.P Rs. :**  
Metallic 22000/-, Granite 20500/-

*Quartz*  
**KITCHEN  
SINK**

**37" x 18"**  
Double Bowl







QUARTZ KITCHEN SINK  $\pm$  10mm Thickness

**AQUATIC**  
COLLECTION

*Quartz*  
**KITCHEN  
SINK**  
Double Bowl

### Double Bowl

**Size:**  
40" x 20" x 9" / 1000x500x225mm

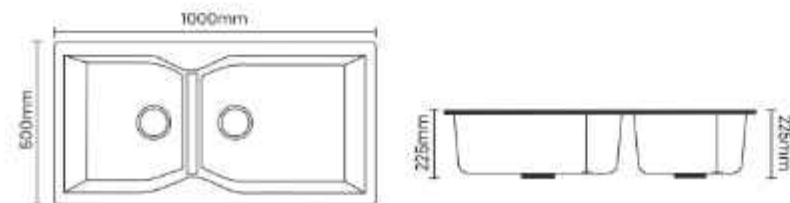
**Weight:**  
24.00 kgs (Approx.)

**Finish:**  
Granite, Metallic Finish

**Accessories:**  
Round Coupling, Waste Pipes

**M.R.P Rs. :**  
Metallic 22000/-, Granite 20500/-

DIMENSION SIZE



*Quartz*  
**KITCHEN  
SINK**

**40" x 20"**  
Double Bowl





QUARTZ KITCHEN SINK  $\frac{\downarrow}{\uparrow}$  10mm Thickness

**HERITAGE**  
COLLECTION

*Quartz*  
**KITCHEN  
SINK**  
Double Bowl

### Double Bowl

**Size:**  
45" x 20" x 9" / 1000x500x225mm

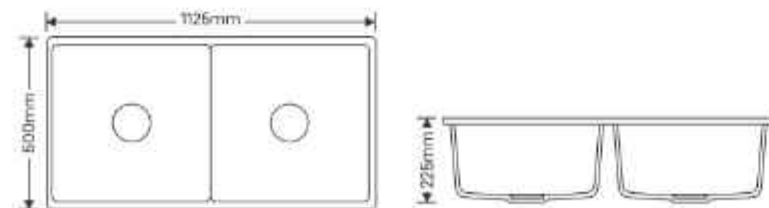
**Weight:**  
27.00 kgs (Approx.)

**Finish:**  
Granite, Metallic Finish

**Accessories:**  
Round Coupling, Waste Pipes

**M.R.P Rs. :**  
Metallic 23000/-, Granite 22000/-

DIMENSION SIZE

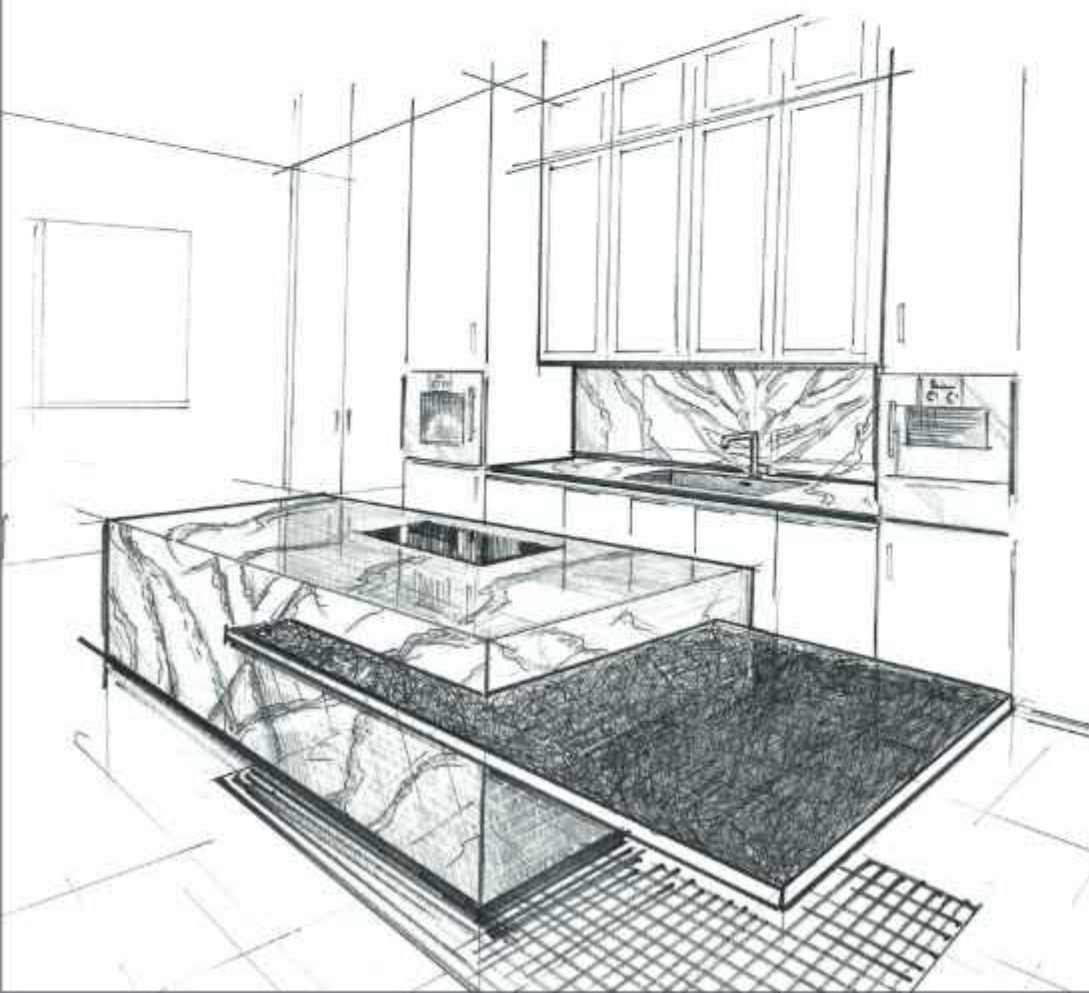


*Quartz*  
**KITCHEN  
SINK**









**45" x 20"**  
Double Bowl



## IT'S A BEAUTIFUL KITCHEN SINK



### FEATURES OF STERIEN QUARTZ SINK

-  Scratch Resistant
-  Easy to clean
-  Stain & dirt Resistant
-  Hygienic
-  Heat Resistance
-  Universal Mounting
-  Certified Quality
-  High Durability

### Available Colors

#### METTALIC SERIES



#### GRANITE SERIES





## ACCESSORIES



Square Coupling  
M.R.P. Rs. : 350/-



Round Coupling  
M.R.P. Rs. : 350/-



Basket  
M.R.P. Rs. : 5000/-



Waste Pipe  
M.R.P. Rs. : 100/-



Double Bowl Connector  
M.R.P. Rs. : 250/-

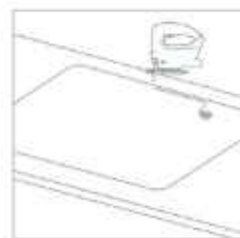


Kitchen Wiper  
M.R.P. Rs. : 150/-

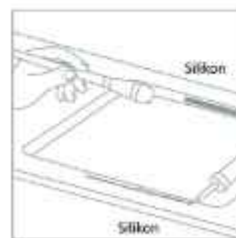
## INSTALLATION

### Top mount Installation

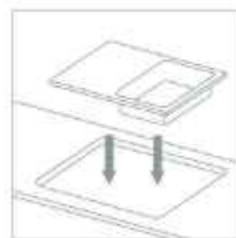
Be sure to wear personal safety devices such as safety goggles at all times.



Using paper template and physical sink to draw the cutout outline.



Apply silicone along the edge and cutting section. (We suggest using brush to apply silicone to the cutting section.)



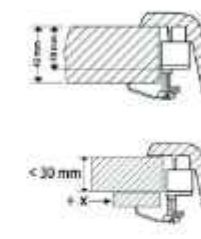
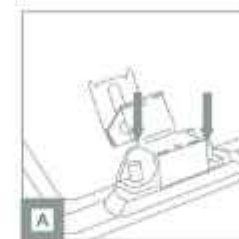
Place the sink and check for level.



Use screwdriver to secure the sink.

### Flush mount Installation

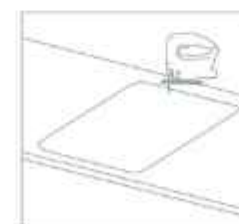
Be sure to wear personal safety devices such as safety goggles at all times.



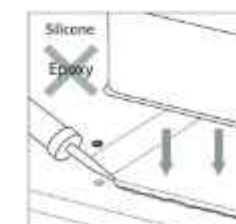
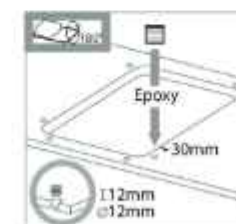
- Check your sink clips type.
- Type A or Type B.
- Please note that the mounting clips fit for the counter top depth from 30mm/1.18in to 40mm/1.57in. (If the counter top depth is smaller than 30mm/1.18in, please add a piece to make up to appropriate depth.) Mounting and fastening clips.

### Under mount Installation

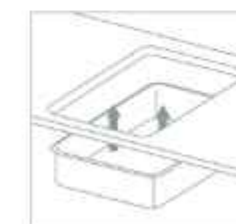
Be sure to wear personal safety devices such as safety goggles at all times.



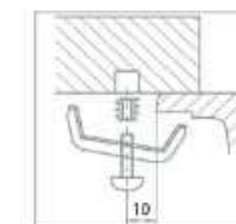
Use paper template and physical sink to draw the cutout outline.



Apply Silicone Along The Sink Edge.  
Do Not Use Epoxy.



Apply silicone along the cutting edge.



Secure the clips.